

# How to Rectify a Missing or Illegible Shipping Mark for Australian Product in Meat Messaging

## Use Case for Rectifying Missing or Illegible Shipping Marks.

A rejection notice will be issued for cartons that have a missing or illegible shipping mark. If the load is uploaded into Meat Messaging with all carton barcodes attached to the consignment, you will be able to provide this document as evidence to the inspector for re-stamping.

## Why it is possible to Remark Australian Cartons through Meat Messaging in the U.S.

These instructions are related to FSIS Directive 9900.5 Rev. 2 that was released on the 21st of December 2020. Section E Procedures for Correcting Shipping Marks when Using Barcodes, Part 4 / b states “A report provided by the exporters that links the barcodes to the lot identified of the foreign inspection certificate”. Meat messaging provided that report by searching a single barcode and returning the full consignment list of carton barcodes. Refer to: <https://www.fsis.usda.gov/wps/wcm/connect/0955b514-551f-4373-ab17-bd72e9993f7a/9900.5.pdf?MOD=AJPERES>.

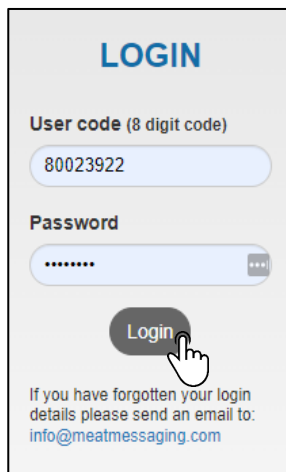
**IMPORTANT:** The establishment must be FSIS listed to use the directive above to remark missing shipping marks. First view this full list to see if the establishment is eligible to use this protocol here: <https://reports.meatmessaging.info/endorsed-est>

## Simple Desktop/PC Instructions for Remarketing Cartons

### Step 1:


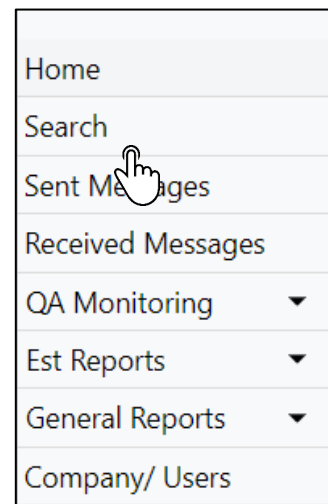
Login to Meat Messaging  
<https://www.meatmessaging.org> and login with your usercode and password.

If you do not have your username or password, please email [info@meatmessaging.com](mailto:info@meatmessaging.com)



### Step 2:

On the side panel bar, click the search field.



For more information go to: <https://meatmessaging.org/>  
Call us on: +617 3073 9234  
Email us: [info@meatmessaging.com](mailto:info@meatmessaging.com)

# How to Rectify a Missing or Illegible Shipping Mark for Australian Product in Meat Messaging

## Step 3:

In the search bar, enter the consignments:

- Health/Inspection Certificate Number
- Shipping Mark Number
- Carton Barcode Number
- Pallet Barcode Number

**NOTE:** The consignment can be found using the inspection certificate number on the Refused entry notice

U.S. DEPARTMENT OF AGRICULTURE FOOD SAFETY AND INSPECTION SERVICE <b>REFUSED ENTRY NOTIFICATION</b> (Meat, Poultry & Egg Products)		DISTRIBUTION: US Customs Applicant/Broker Importer of Record Retain for Case File	<b>INSPECTION CERTIFICATE NUMBER</b> 12345678
Within 45 days (30 days for egg products) of the Refused Entry Date, this Product must be Removed from the United States, Converted to Animal Food, or Destroyed so that it can no longer be used for Human Food.		2. REFUSED ENTRY DATE 1/4/2023	
NO DIVISION OR DIVERSION ALLOWED. PRODUCT MUST BE DISPOSED OF BY: FAILURE TO COMPLY, MAY RESULT IN SEIZURE OF THIS PRODUCT.		3. 45(30) DAY TIME LIMIT DATE 2/18/2023	

## Meat Messaging Search

Heath cert, Shipping Mark, Message SSCC, Carton or Pallet search (GS1 compliant meat carton barcode [GTIN] or Pallet/ Group [SSCC] barcode)

## Step 4:

Once the message details have been found, you have 3 options:

- A – ‘Show Export Report’ – Used to Rectify Shipping Marks
- B - Send an Advanced Shipping Notice (ASN)
- C - Report an issue with the shipment

Last Search: 12345678

Message SSCC	Shipping date	Message Type	Message Status	Health Certificate	Company Reference	Shipping Mark	Destination	
993487310073487500	202301091041	Export	SENT	ABC123			UNITED STATES	<input type="button" value="Show Export Report"/> <input type="button" value="Report an Issue with the shipment"/> <input type="button" value="Send an Advance Shipping Notice"/>

## Step 5:


The All Carton Serial Number will open. Once it opens, download and save it to your computer.

**All Carton Serial Number Report**

SSCC 993487310073312994

Exporter / Consignor  
 Really Good Meats Company Pty Ltd  
 1 Slaughter Road  
 SLAUGHTERVILLE  
 QLD 4999

Carton Count: 100  
 Message File Name: 993487310073312994A  
 Message Date: 202211221454  
 Container Number:  
 Gov. Seal No.:

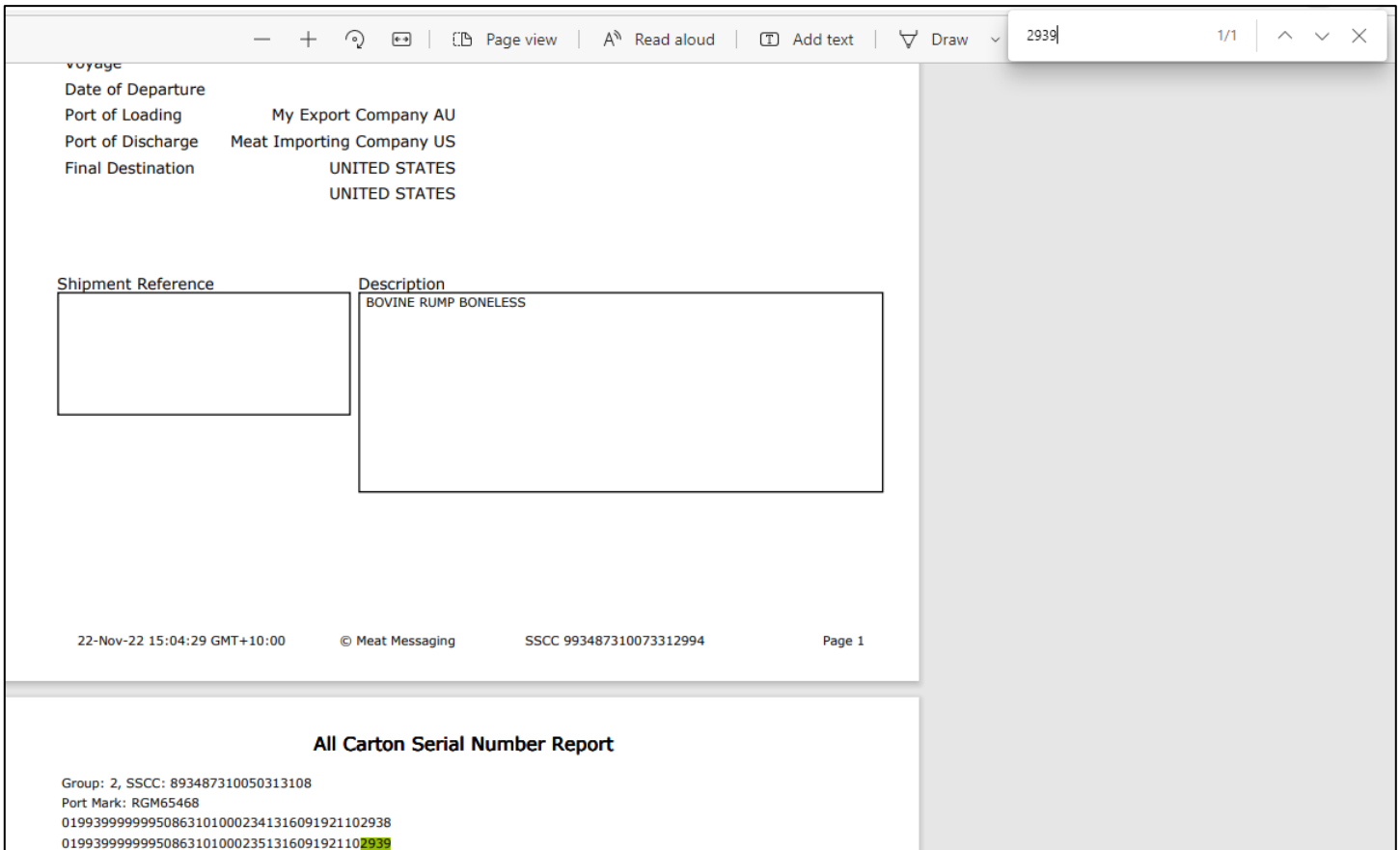


For more information go to: <https://meatmessaging.org/>  
 Call us on: +617 3073 9234  
 Email us: [info@meatmessaging.com](mailto:info@meatmessaging.com)

# How to Rectify a Missing or Illegible Shipping Mark for Australian Product in Meat Messaging


## Step 6:

Open the report in a PDF editor or Microsoft Edge. Press Ctrl + F and search for the missing barcode.



## Step 7:

Using the highlighting tool, highlight the carton barcode and then save and print the document.



For more information go to: <https://meatmessaging.org/>  
Call us on: +617 3073 9234  
Email us: [info@meatmessaging.com](mailto:info@meatmessaging.com)

# How to Rectify a Missing or Illegible Shipping Mark for Australian Product in Meat Messaging

---

## Step 8:

- A. Present the marked report to the FSIS Import Inspection Personnel as evidence that the cases that require remarking are part of the consignment for that Health Certificate as outlined in FSIS Directive 9900.5 Rev. 2. Section VII. LOT DISPOSITIONS Part E.
- B. FSIS IPP are to verify that the barcode for each shipping unit matches the documentation provided. The numbers after the (21) identify the unique shipping unit number.
- C. FSIS IPP are to permit import inspection establishment personnel to apply the shipping mark to the shipping units if the documentation links the barcode to the foreign inspection certificate.



---

## Step 9:

Once the cartons are remarked, the product can be released into commerce.

# How to Rectify a Missing or Illegible Shipping Mark for Australian Product in Meat Messaging


## **B - What is an Advanced Shipping Notice and Why is it Important?**

An Advanced Shipping Notice (ASN) sends all of the relevant consignment information of a load to the consignee. When the health certificate number is added to the export information, the advance shipping notice sends all of the barcode information, and relevant product information to your consignee to keep them updated and informed.

### **Step 1:**

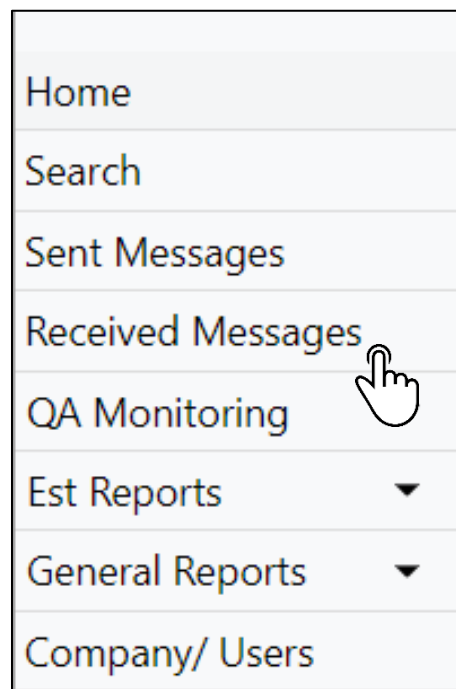
Login to Meat Messaging <https://www.meatmessaging.org> and login with your usercode and password.

If you do not have your username or password, please email [info@meatmessaging.com](mailto:info@meatmessaging.com)



### **Step 2:**

On the side panel bar, click recieved messages.



# How to Rectify a Missing or Illegible Shipping Mark for Australian Product in Meat Messaging

## Step 3:

Click the light blue ASN button on the consignment called send advanced shipping notice.

Last Search: 12345678

**Movement Details**

Message SSCC	Shipping date	Message Type	Message Status	Health Certificate	Company Reference	Shipping Mark	Destination	<a href="#">Show Export Report</a>	<a href="#">Report an issue with the shipment</a>	<a href="#">Send an Advance Shipping Notice</a>
993487310073487500	202301091041	Export	SENT	ABC123			UNITED STATES			

## Step 4:

**Advance Shipping Notice**

Send the Advance Shipping Notice (ASN) for Message SSCC: 993487310073487500

Send to Email Address  
chris@usbuyer.com

CC Email Address  
qa@reallgoodmeats.com

BCC Email Address


Comments or additional information included in the ASN email  
The health certificate number has now been attached.

[Send ASN](#)

## CHECK:

Then check to see if the ASN was sent at the bottom of the page under Previous ASNs for this message.

Previous ASNs sent for this Message				
Date	Email To	Email CC	Email BCC	Comments
13 Jan 23	chris@usbuyer.com	qa@reallgoodmeats.com		The health certificate number has now been attached.



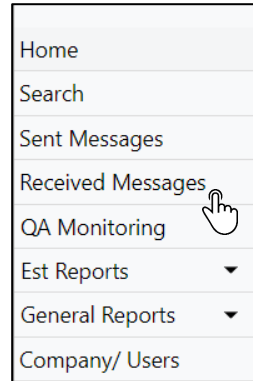
For more information go to: <https://meatmessaging.org/>  
Call us on: +617 3073 9234  
Email us: [info@meatmessaging.com](mailto:info@meatmessaging.com)

# How to Rectify a Missing or Illegible Shipping Mark for Australian Product in Meat Messaging

## How to Report an Issue with a Consignment

### Step 1:

On the side panel bar, click recieved messages.



### Step 2:

Search for the consignment using the health certificate/inspection certificate number.


### Meat Messaging Search

Heath cert, Shipping Mark, Message SSCC, Carton or Pallet search (GS1 compliant meat carton barcode [GTIN] or Pallet/ Group [SSCC] barcode)

### Step 3:

Click report an issue with the shipment.

Movement Details								Show Export Report	Report an Issue with the shipment	Send an Advance Shipping Notice
Message SSCC	Shipping date	Message Type	Message Status	Health Certificate	Company Reference	Shipping Mark	Destination			
993487310073487500	202301091041	Export	SENT	ABC123			UNITED STATES			



For more information go to: <https://meatmessaging.org/>  
Call us on: +617 3073 9234  
Email us: [info@meatmessaging.com](mailto:info@meatmessaging.com)

# How to Rectify a Missing or Illegible Shipping Mark for Australian Product in Meat Messaging

## Step 4:

Enter the details in the fields and any attachments, then click save notification.

Reported by:		Email for report		Company		MMCID		Date		No Search found					
Lucas Coldstore		Lucas@data42.com.au		Really Good Cold Storage		10000347		2023-02-06T23:02:17		No					
Details about the shipment:															
Record the Shipping Mark (Part Mark), if known				Record the Health Certificate Number, if known				Record the Bill of Lading, if known				Message SSCC			
SM123456				HC4555655								993487310073312994			
Details about the case or carton:															
Record the Packing Est as shown on the case						Record the Barcode (that was used for the search)									
Record any additional Barcodes related to the issue															
Issue or problem:															
FSIS Refusal Number															
Describe the issue or problem with the shipment or case/ cartons?															
Who to notify of the issue:															
Email address of the importer of record or other notifiable party (if known)															
<input type="button" value="Save notification"/>															
<input type="button" value="Add Attachments"/>															
Attachment comment															
File name															
Date uploaded															
File type															
<input type="button" value="Send Issue Email"/>															

